

EN62479 TEST REPORT

Product: Electronic Shelf Label



Trade Mark:



Model No.: MTag75R

Family Model: MTag75, MTag75Y, MTag75B

Report No.: S22061502216001

Issue Date: Jul 08. 2022

Prepared for

Shenzhen Minew Technologies Co., Ltd.

3rd Floor, I Building, Gangzhilong Science Park, Qinglong Road, Longhua District,
Shenzhen City, China

Prepared by

Shenzhen NTEK Testing Technology Co., Ltd.

1/F, Building E, Fenda Science Park, Sanwei Community, Xixiang Street
Bao'an District, Shenzhen 518126 P.R. China

Tel: 400-800-6106, 0755-2320 0050 / 2320 0090

Website: <http://www.ntek.org.cn>

TEST RESULT CERTIFICATION

Applicant's name : Shenzhen Minew Technologies Co., Ltd.
Address : 3rd Floor, I Building, Gangzhilong Science Park, Qinglong Road,
Longhua District, Shenzhen City, China
Manufacturer's Name : Shenzhen Minew Technologies Co., Ltd.
Address : Building 3, Instrument World Industrial Park, No. 306, Guanlan
Guiyue Road, Longhua District, Shenzhen

Product description

Product name..... : Electronic Shelf Label



Trademark



Model and/or type reference : MTag75R

Family Model : MTag75, MTag75Y, MTag75B

Standards : EN 62479:2010

This device described above has been tested by Shenzhen NTEK, and the test results show that the equipment under test (EUT) is in compliance with the 2014/53/EU Directive Article.3.1(a) requirements. And it is applicable only to the tested sample identified in the report.

This report shall not be reproduced except in full, without the written approval of Shenzhen NTEK, this document may be altered or revised by Shenzhen NTEK, personnel only, and shall be noted in the revision of the document.

Test Sample Number.....: S220615022017

Date of Test

Date (s) of performance of tests : Jun 15. 2022 ~ Jul 08. 2022

Date of Issue : Jul 08. 2022

Test Result..... : **Pass**

Testing Engineer :

A handwritten signature in black ink, appearing to read "Mary Hu".

(Mary Hu)

Authorized Signatory :

A handwritten signature in black ink, appearing to read "Alex".

(Alex Li)

Table of Contents

Page




1 . GENERAL INFORMATION	5
1.1 GENERAL DESCRIPTION OF EUT	5
2 .EN 62479 REQUIREMENT	6
2.1 GENERAL INFORMATION	6
2.2 LIMIT	6
3. RESULT	7

Revision History

[illegible]

1. GENERAL INFORMATION

1.1 GENERAL DESCRIPTION OF EUT

Equipment	Electronic Shelf Label	
Trade Mark	  	
Model Name.	MTag75R	
Family Model	MTag75, MTag75Y, MTag75B	
Model Difference	All models are the same circuit and RF module, except the screen display color.	
Product Description	The EUT is Electronic Shelf Label	
	Operation Frequency:	Bluetooth: 2402 MHz - 2480 MHz
	Modulation Type:	<input checked="" type="checkbox"/> BLE: GFSK
	EIRP Power:	BLE: 1M: 3.17dBm; 2M:3.17 dBm
	Antenna Designation:	PCB Antenna
	Antenna Gain(Peak)	-0.26dBi
	Based on the application, features, or specification exhibited in User's Manual, the EUT is considered as an ITE/Computing Device. More details of EUT technical specification, please refer to the User's Manual.	
Power Rating	DC 3.0V from Battery	
Adapter	N/A	
Battery	DC 3.0V	
Hardware Version	V1.X	
Software Version	V3.X	

Note:

1.For a more detailed features description, please refer to the manufacturer's specifications or the User's Manual.

2.EN 62479 REQUIREMENT

2.1 GENERAL INFORMATION

According to its specifications, the EUT must comply with the requirements of the following standards:

EN 62479: 2010 [Assessment of the compliance of low power electronic and electrical equipment with the basic restrictions related to human exposure to electromagnetic fields (10 MHz to 300 GHz)]

2.2 LIMIT

A. Typical usage, installation and the physical characteristics of equipment make it inherently compliant with the applicable EMF exposure levels such as those listed in the bibliography. This low-power equipment includes unintentional (or non-intentional) radiators, for example incandescent light bulbs and audio/visual (A/V) equipment, information technology equipment (ITE) and multimedia equipment (MME) that does not contain radio transmitters.

NOTE Equipment is described as A/V equipment, ITE or MME if its main use is playback/recording of music, voice or images, or processing of digital information.

B. The input power level to electrical or electronic components that are capable of radiating electromagnetic energy in the relevant frequency range is so low that the available antenna power and/or the average total radiated power cannot exceed the low-power exclusion level defined in 4.2.

C. The available antenna power and/or the average total radiated power are limited by product standards for transmitters to levels below the low-power exclusion level defined in 4.2.

D. Measurements or calculations show that the available antenna power and/or the average total radiated power are below the low-power exclusion level defined in 4.2.

3. RESULT

The available antenna power of this EUT is **BLE: 2.075mW (3.17dBm)on 1M ; 2.075mW (3.17dBm)on 2M** the power are below the low-power exclusion level defined in 4.2(Pmax: 20mW).”

REPORT END